


Getting from the Airport to Hotel Jen

Hotel Jen address: 508 Queen's Rd W, Sai Wan, Hong Kong

Option 1: By MTR ~45min (see the other document for purchasing the MTR card)

Follow the signs from the airport to the Metro, which in Hong Kong is called **Mass Transit Railway (MTR)**. The airport line is called **Airport Express**. You should find the Airport Express Station once you exit from the custom, as shown below.



If you would like to go to Hotel Jen, take the Airport Express train from Hong Kong International Airport to **Hong Kong Station**. At Hong Kong Station (the terminus of Airport Express), follow the sign in the MTR station to walk to **Central Station** (these two stations are connected underground), then take the train on Island Line (dark blue) towards Kennedy Town and get off at **HKU station** (3 stops). The journey costs HKD 110 in total. At HKU station, walk to **Exit B2**. Hotel Jen is just across the road and then the entrance is around the corner. The picture shows what you will see once you come out of Exit B2.



Option 2 By Taxi ~30-45 min

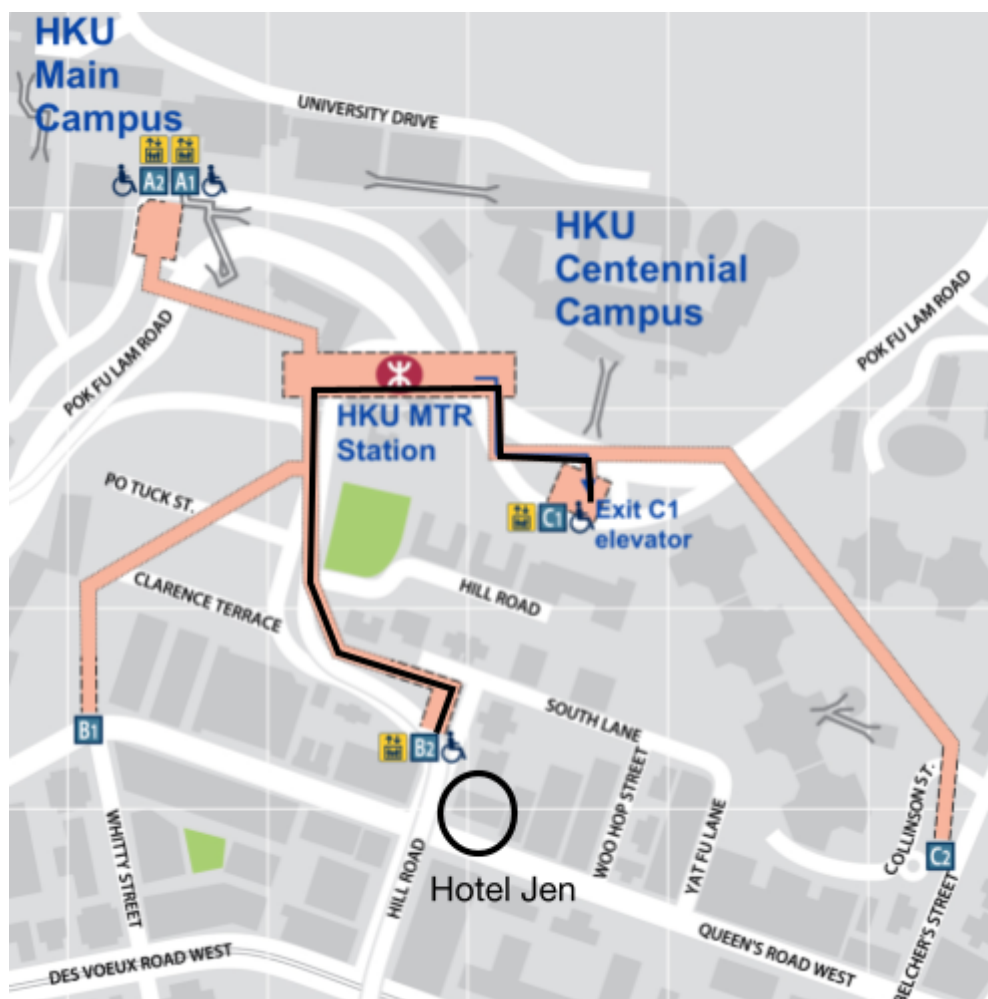
If you prefer, you can also take a taxi from HK International Airport to the Hotel directly, the cost is about HK\$350-450. Note that if you take a taxi, you should withdraw enough cash at the airport, as only a few taxis accept electronic payments.

Getting to Conference Venue (CPD 3.04) from Hotel Jen/MTR

On the first day, we will arrange some student helpers to pick up participants from Hotel Jen. The pick-up time will be provided later.

If you will go by yourself here is a more detailed instruction.

From Hotel Jen: Enter the HKU MTR station via exit B2 (right across Hotel Jen), and walk to Exit C.. This way you don't have to walk uphill under the hot weather. Remember not to enter the paid area of the MTR but walk around it.



Arriving from MTR (HKU station Exit C1 -- the easier option):

First enter the campus via HKU MTR station Exit C1. Take the lift up to The University of Hong Kong, and take the escalator up one more level and walk across the footbridge.



Below is what you will see once you exit from Exit C1.



Pass this small building and look back, you will find the escalator.




Take it upstairs, go through the footbridge, and you will find the lift as the next photo shows.



Take the elevator to the G floor so you arrive at the **Centennial Campus** (G/F)

Walk along the street towards the **Run Run Shaw Tower** and enter the building (Red circle).



Please take the lift to the 3/F and you will find the room **CPD 3.04** with the sign hanging from the ceiling.

Arriving from MTR (HKU station Exit A2 -- an alternative option):

You can also get to the conference venue from HKU station Exit A2, which is the main entrance to campus and close to the canteen.

When you get out from Exit A2, you will see the stairs and also an escalator. (If you go downstairs via either one, you will see the canteen where the green arrow indicates).



Do not walk down but keep walking on the same level, until you see the 'BEA' bank, follow the black dashed line to the Run Run Shaw Tower on the opposite side. Then take the lift to the 3/F and you will see the room CPD 3.04 on your right.

